

**CUSTOMER ASSISTANCE GUIDE  
BUILDING PERMIT APPLICATION SUBMITTAL REQUIREMENTS**

**DECKS**

- Please read all of the following information.
- The following is a checklist. You must have a “checkmark” in all the sections listed below prior to submitting your application.

\_\_\_\_\_ “Affidavit of Exemption” (See attached form) If you are hiring a contractor to construct your deck, and they have workers’ compensation, have the contractor or their insurance carrier provide us with a “Certificate of Insurance” showing proof of such. If the homeowner or a contractor without workers’ compensation is constructing the deck, the attached form must be completed and notarized.

\_\_\_\_\_ A site plan showing the proposed deck, the width and length of the deck, the distances in feet, to the front, sides, rear property lines, and the height of floor surface above grade at highest point.

\_\_\_\_\_ Two (2) sets of construction drawings that **show in detail** code compliance for all of the work proposed, to include **but not limited to** the following information:

- \_\_\_\_\_ Floor joist size, species and grade of wood.
- \_\_\_\_\_ Floor joist spacing (16” or center, 24” on center etc:).
- \_\_\_\_\_ Span of floor joist (clear distance between supports).
- \_\_\_\_\_ Attachment to existing structure (bolts or lags, with sizes and spacing).
  - Ledger shall not be supported on brick or stone veneer.
  - Flashing detail.
- \_\_\_\_\_ Depth of post footing below finished grade. (shall be below frost line).
- \_\_\_\_\_ Guardrail height from floor of deck, (36” minimum)
- \_\_\_\_\_ Guardrail on stairs (34” minimum measured vertically from nose of tread).
- \_\_\_\_\_ Spacing of balusters. (maximum 4”).
- \_\_\_\_\_ Stairs – Riser height and tread depth. (Rise 8 ¼” maximum depth 9” minimum).
- \_\_\_\_\_ Stairs – Handrail height (from nose of tread, minimum 34”, maximum 38”).
- \_\_\_\_\_ Handrail grip size – if circular must have a cross section of 1 ¼” minimum to 2” maximum.
- \_\_\_\_\_ Width of stairs (36” minimum)
- \_\_\_\_\_ Lateral bracing detail.
- \_\_\_\_\_ Please refer to (AWC DCA 2015 – deck guide – 1804.pdf) for wood deck design.

\_\_\_\_\_ Completed building permit application.

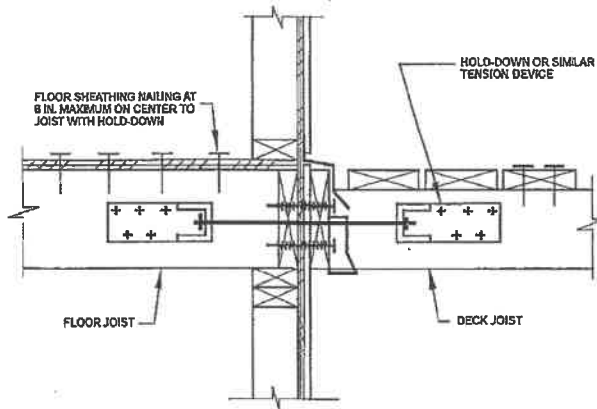
MDIA will review plans submitted to determine code compliance. If the minimum submittal requirements are not met, we will ask the applicant to supply additional information. If the minimum requirements are met, the plans will be marked “approved”. A building permit will be issued and the applicant will be notified of the inspection fees and when they can pick-up the permit at the Municipal Building. All fees shall be paid prior to the issuance of the permit. Then use the inspection procedures provided to have all of the required inspections performed.

**TABLE R502.2.2.1**  
**FASTENER SPACING FOR A SOUTHERN PINE OR HEM-FIR DECK LEDGER**  
**AND A 2-INCH NOMINAL SOLID-SAWN SPRUCE-PINE-FIR BAND JOIST<sup>a,1</sup>**  
 (Deck live load = 40 psf, deck dead load = 10 psf)

JOIST SPAN	6' and less	6'1" to 8'	8'1" to 10'	10'1" to 12'	12'1" to 14'	14'1" to 16'	16'1" to 18'
Connection details		On-center spacing of fasteners <sup>d, e</sup>					
1/2 inch diameter lag screw with 1 1/2 inch maximum sheathing <sup>a</sup>	30	23	18	15	13	11	10
1/2 inch diameter bolt with 1 1/2 inch maximum sheathing	36	36	34	29	24	21	19
1/2 inch diameter bolt with 1 1/2 inch maximum sheathing and 1/2 inch stacked washers <sup>b, h</sup>	36	36	29	24	21	18	16

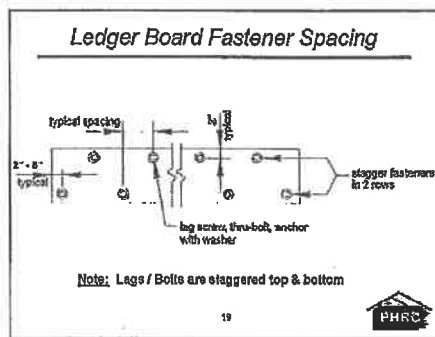
For SI: 1 inch = 25.4 mm, 1 foot = 304.8 mm, 1 pound per square foot = 0.0479 kPa.

- a. The tip of the lag screw shall fully extend beyond the inside face of the band joist.
- b. The maximum gap between the face of the ledger board and face of the wall sheathing shall be 1/2".
- c. Ledgers shall be flashed to prevent water from contacting the house band joist.
- d. Lag screws and bolts shall be staggered in accordance with Section R502.2.2.1.1.
- e. Deck ledger shall be minimum 2x8 pressure-preservative-treated No. 2 grade lumber, or other approved materials as established by standard engineering practice.
- f. When solid-sawn pressure-preservative-treated deck ledgers are attached to a minimum 1 inch thick engineered wood product (structural composite lumber, laminated veneer lumber or wood structural panel band joist), the ledger attachment shall be designed in accordance with accepted engineering practice.
- g. A minimum 1 x 9 1/2 Douglas Fir laminated veneer lumber rimboard shall be permitted in lieu of the 2-inch nominal band joist.
- h. Wood structural panel sheathing, gypsum board sheathing or foam sheathing not exceeding 1 inch in thickness shall be permitted. The maximum distance between the face of the ledger board and the face of the band joist shall be 1 inch.



For SI: 1 inch = 25.4 mm.

**FIGURE 602.2.2.3**  
**DECK ATTACHMENT FOR LATERAL LOADS**



## INSPECTION PROCEDURES DECKS

- Building permit must be posted on the site of the work and clearly visible from the road until completion of the project.
- Your approved plans must be available at all times for inspections. These are the plans that were submitted with your application and were marked “Approved” by the Building Inspection Agency.
- The permit applicant or authorized agent is responsible for scheduling all inspections.
- To schedule an inspection call the inspector listed below.
- **DO NOT schedule an inspection if the work is not ready!!!!**
- When scheduling an inspection, you must supply your permit number and phone number to the inspector.

**PLEASE GIVE THREE (3) WORKING DAYS ADVANCE NOTICE**

**FOOTING INSPECTION WILL BE GIVEN PRIORITY**

**MIDDLE DEPARTMENT INSPECTION AGENCY, INC.**

1. Footing Inspection – Holes must be dug for support posts below frost line. The inspection must be approved prior to placing of concrete.  
**Inspector: Patrick Duffy                      Phone: 1-800-922-6342**
  
2. Framing Inspection – At the time of inspection all framing members must be visible. Such as floor joists, joist hangers, attachment to dwelling. (lag bolts etc.)  
**Inspector: Patrick Duffy                      Phone: 1-800-922-6342**
  
3. Electrical if applicable.  
**Inspector: Phillip McCartney              Phone: 1-800-608-6342**
  
4. Final inspection – All railings, steps, handrails, guardrails, and decking shall be completed. Inspections #2, #3 and #4 may be conducted at the same time, if all portions of the framing and electrical installation are visible upon completion of the deck.  
**Inspector: Patrick Duffy                      Phone: 1-800-922-6342**

**BEFORE DIGGING CALL 811 – SEE ATTACHED BROCHURE**









Safe digging is  
no accident!

Know what's  
below.

Dial 8-1-1  
before you dig.



**TEMPORARY MARKING GUIDELINES**

	<b>WHITE</b>	Proposed Excavation
	<b>PINK</b>	Temporary Survey Markings
	<b>RED</b>	Electric Power Lines, Cables, Conduit and Lighting Cables
	<b>YELLOW</b>	Gas, Oil, Steam, Petroleum or Gaseous Materials, Hazardous Materials
	<b>ORANGE</b>	Communications, Alarm or Signal Lines, Cables or Conduit and Traffic Lanes
	<b>BLUE</b>	Potable Water
	<b>PURPLE</b>	Reclaimed Water, Irrigation and Slurry Lines
	<b>GREEN</b>	Sewers and Drain Lines

The following information is needed when you call PA One Call System.

**YOUR TELEPHONE NUMBER**

**YOUR MAILING ADDRESS**

**COUNTY** - The name of the county where the work will take place  
**MUNICIPALITY** - City, Township or Borough where the work will take place

**THE ADDRESS WHERE THE WORK WILL TAKE PLACE**  
**THE NEAREST INTERSECTING STREET TO THE WORK SITE**  
**THE NAME OF A SECOND INTERSECTION NEAR THE WORK SITE**

**IS THE PROPOSED EXCAVATION AREA (WORK SITE) MARKED IN WHITE** - Yes or No

**OTHER INFORMATION THAT WOULD HELP THE LOCATOR FIND THE SITE** - Clarifying information to specify the exact location of the dig

**THE TYPE OF WORK BEING DONE**  
**WHETHER THE WORK WILL TAKE PLACE IN:** Street, Sidewalk, Public or Private Property

**THE APPROXIMATE DEPTH YOU ARE DIGGING**  
**THE EXTENT OF THE EXCAVATION** - The approximate size of the opening; the length and width or diameter

**THE METHOD OF EXCAVATION** - How will the earth be moved?

**WHO IS THE WORK BEING DONE FOR**  
**PERSON TO CONTACT IF THE UTILITIES HAVE QUESTIONS**

**THE CONTACT PERSON'S PHONE NUMBER** - The phone number with area code for daytime contact

**THE BEST TIME TO CALL**  
**FAX NUMBER AND/OR EMAIL ADDRESS** - The responses from the facility owners will be sent to you

**SCHEDULED EXCAVATION DATE AND START TIME** - not less than 3 business days or more than 10 business days.

**DURATION OF A JOB** - How long will the job take

**ANY ADDITIONAL REMARKS YOU MAY HAVE**

You will be given a 10 digit serial number as confirmation of your call and our system will send you the responses from the utilities on the morning of your scheduled excavation date via fax or email

Know what's below.  
Dial 8-1-1 before you dig.



www.pa811.org

## What do we do?

We are the "Call before you dig!" company for all of Pennsylvania. If you plan to disturb the earth with powered equipment, you are required by Pennsylvania law to notify the underground utility companies of your intent to do so. Notification occurs by calling 8-1-1 or 1-800-242-1776, 24 hours of the day, every day of the year. Notification can also be done on our website at [www.paonecall.org](http://www.paonecall.org).

We will then notify the utility companies nearby of your intent to dig. The utility companies are responsible to mark where their underground lines are located with colored flags, paint or chalk.

### Please Note:

- PA One Call does not mark utility lines.
- In some cases, the utility company may not mark the service lines you own.
- If you need your sewer/drain cleared be sure to check [www.paonecall.org/crossbore](http://www.paonecall.org/crossbore)
- Call Before You Clear information is available for more information.

## Why should you call?

Safe digging is no accident! If you are installing a fence or deck, or digging for a mailbox post, patio or other excavation project, it is important to Know What's Below. Dial 8-1-1 or 1-800-242-1776 before you dig. The utility companies do not want an accident, either. The best way to learn where underground utility lines are located is to call before you dig.

For more information, visit [www.pa811.org](http://www.pa811.org)



## The Excavator's Responsibility

- Dial 8-1-1 or 1-800-242-1776.
- Do not allow anyone to excavate on your property without calling.
- Always look for the markings on the ground before your dig date.
- If you do not see markings, do not allow anyone to dig. Wait for the lines to be marked by the utility.
- Whoever places the call will receive an email or fax with a list of facility owners who have marked or have not marked. Pay attention to this message.
- Respect the markings by not removing flags or disturbing the actual markings.
- Exercise care around the marked lines by hand digging.
- When the project is complete, the excavator should remove the flags or marks from the ground or pavement.
- Report mishaps by dialing 8-1-1. Report emergencies by dialing 9-1-1.

## Homeowner Quick Tips

- One easy phone call to 8-1-1 three to ten business days before digging begins helps keep your neighborhood safe.
- Call on Monday or Tuesday if you plan to dig on Saturday or Sunday.
- The utility companies will mark where their underground lines are located with colored paint, flags or chalk.
- Do not remove the flags if you see them in your yard.
- Our service is no cost to homeowners.
- Did you hire someone to install your fence, deck or new patio? Ask to see the PA One Call serial number before allowing them to dig on your property.

**THIS FORM REQUIRES A NOTARY SEAL**

**AFFIDAVIT OF EXEMPTION**

The undersigned affirm that he/she is not required to provide workers compensation insurance under the provisions of Pennsylvania's Workers' Compensation Law for one of the following reasons, as indicated:

- \_\_\_\_\_ Property owner performing own work. If property owner does hire contractor to perform any work pursuant to building permit, contractor must provide proof of workers' compensation insurance to the municipality. Homeowner assumes liability for contractor compliance with this requirement.
  
- \_\_\_\_\_ Contractor has no employees. Contractor prohibited by law from employing any individual to perform work pursuant to this building permit unless contractor provides proof of insurance to the municipality.
  
- \_\_\_\_\_ Religious exemption under the Workers' Compensation Law. All employees of contractor are exempt from workers' compensation insurance (attach copies of religious exemption letter for all employees).

\_\_\_\_\_  
Signature of Applicant

County of \_\_\_\_\_

Municipality of \_\_\_\_\_

Subscribed, sworn to and acknowledged before me  
by the above \_\_\_\_\_ this \_\_\_\_\_ Day  
of \_\_\_\_\_  
20 \_\_\_\_\_.

**SEAL**

\_\_\_\_\_  
**Notary Public**

**ZONING/UCC PERMIT APPLICATION**  
**CHIPPEWA TOWNSHIP, BEAVER COUNTY, PENNSYLVANIA**

APPLICATION NO. \_\_\_\_\_ DATE RECEIVED \_\_\_\_\_

1. APPLICANT \_\_\_\_\_

2. APPLICANT IS OWNER \_\_\_\_\_ CONTRACTOR OR AGENT \_\_\_\_\_ OTHER \_\_\_\_\_

3. NAME/ADDRESS OF OWNER: \_\_\_\_\_ NAME/ADDRESS OF CONTRACTOR OR OTHER: \_\_\_\_\_

\_\_\_\_\_  
\_\_\_\_\_  
\_\_\_\_\_

4. TELEPHONE NO. \_\_\_\_\_

5. LOCATION/STREET ADDRESS \_\_\_\_\_ TAX PARCEL NO. \_\_\_\_\_

6. SUBDIVISION NAME \_\_\_\_\_ LOT NO. \_\_\_\_\_

7. ZONING:

Type of (Building) (Alteration) \_\_\_\_\_

Number of Stories \_\_\_\_\_ Height of Structure \_\_\_\_\_ Having dimensions of \_\_\_\_\_

And proposed floor area of \_\_\_\_\_ Square feet **Decks only:** \_\_\_\_\_ inches above grade of deck floor

8. ACCESS: \_\_\_\_\_ To public road \_\_\_\_\_ To private road \_\_\_\_\_ To private right of way

If private road/right of way, Owner \_\_\_\_\_ Parcel No. \_\_\_\_\_

9. COST OF CONSTRUCTION \_\_\_\_\_ TOTAL SIZE/ACREAGE OF TRACT \_\_\_\_\_

10. PLOT PLAN ATTACHED: DATED \_\_\_\_\_ PREPARED BY \_\_\_\_\_

11. WATER SOURCE: Township \_\_\_\_\_ On Lot \_\_\_\_\_

SEWAGE DISPOSAL SOURCE: Twp. \_\_\_\_\_ On Lot \_\_\_\_\_

12. WILL ANY OF THE FOLLOWING BE INVOLVED IN THE ABOVE MENTIONED CONSTRUCTION?

**ELECTRICAL** \_\_\_\_\_ **PLUMBING** \_\_\_\_\_ **MECHANICAL** \_\_\_\_\_

**READ, UNDERSTAND AND COMPLY WITH THE FOLLOWING NOTICES**

**NOTICE:** In addition to a construction/zoning permit, if the subject property does or will require access to a public road or street, and/or will require improvement/change of existing driveway access to a public road or street: If such public road or street is under the jurisdiction of the commonwealth of Pennsylvania, you must obtain a Highway Occupancy Permit pursuant to Act No. 428 of 1945, as amended, known as the "State Highway Law"; Application for such Highway Occupancy Permit as to a Commonwealth road or street must be made to, with and processed by the Pennsylvania Department of Transportation. If such road or street is under the jurisdiction of Chippewa township, you must apply for and obtain a Driveway Permit from the Township.

**NOTICE:** In addition to a construction/zoning permit, you may need to make other applications and obtain other permits for the development you propose, including but not limited to, depending on location of your premises, for an on-lot sewage permit and/or connection to a public sewer connection permit, water connection permit, and/or Land Development approval, prior to being able to commence construction. Further, following construction and prior to your placing into use the proposed structure/building, you will need to procure an Occupancy Permit.

**NOTICE:** Contractor prohibited by law from employing any individual to perform work pursuant to this building permit unless contractor provides proof of worker's compensation to Chippewa Township. Contractor also prohibited by law as to building or remodeling under subject Permit from engaging the services of a subcontractor unless subcontractor maintains workers' compensation insurance coverage as to subcontractor's employees. Failure of contractor and Applicant for this Permit to maintain worker's compensation insurance according to law of Commonwealth of Pennsylvania, and as to said insurance, naming Chippewa Township as a named insured, requires stoppage of all construction/work under Construction /Zoning Permit issued and a Construction/Zoning Permit may be revoked.

**NOTICE:** Property owner is responsible for determining if property is subject to private covenants or private plan restrictions and compliance with the restrictions. Private covenants may be more restrictive than zoning regulations. Issuance of a building or zoning permit **does not constitute compliance with private covenants or restrictions.** Permits issued in violation of any private covenants or restrictions is the sole responsibility of the property owner or their authorized representative.

**STATEMENTS AND VERIFICATION BY APPLICANT**

I do hereby agree to observe and adhere to any and all provisions of the Chippewa Township Zoning Code, and do further agree and understand that my failure to do so shall constitute a violation as to any Permit issued per this Application, which violation shall cause any Permit to become Null and Void, and revocable by Chippewa Township via its Zoning Officer or other designated agent.



APPLICATION FOR ZONING AND BUILDING PERMIT CHIPPEWA TOWNSHIP, BEAVER COUNTY,  
PENNSYLVANIA  
PAGE THREE OF THREE

I/We hereby certify that as applicants, owners, contractors, agents or others that I/we completed and read the foregoing Application and that the information and statements in this application and other representations contained in all accompanying plans are made a part of this application and are true and correct to the best of our knowledge and belief. This statement and verification are made subject to the penalties of 18 PA.C.S.A. Section 4904 relating to unsworn falsifications to authorities, which provides that if I/We knowingly make false statements or averments, I/We may be subject to criminal penalties. I/We hereby authorize representatives of the township to make the required inspections upon the property to verify that the construction requested under this applications complies with the Chippewa township Zoning Ordinance or other applicable codes.

If applicant is contractor or Agent of Owner, he/she hereby certifies that he/she has the authority to act on behalf of the Owner.

OWNER(S) \_\_\_\_\_ DATE \_\_\_\_\_

CONTRACTOR OR AGENT \_\_\_\_\_ DATE \_\_\_\_\_

FEE IN THE AMOUNT OF \$ \_\_\_\_\_ SUBMITTED HEREWITH.

APPROVED: \_\_\_\_\_  
Zoning Officer

DATE: \_\_\_\_\_